

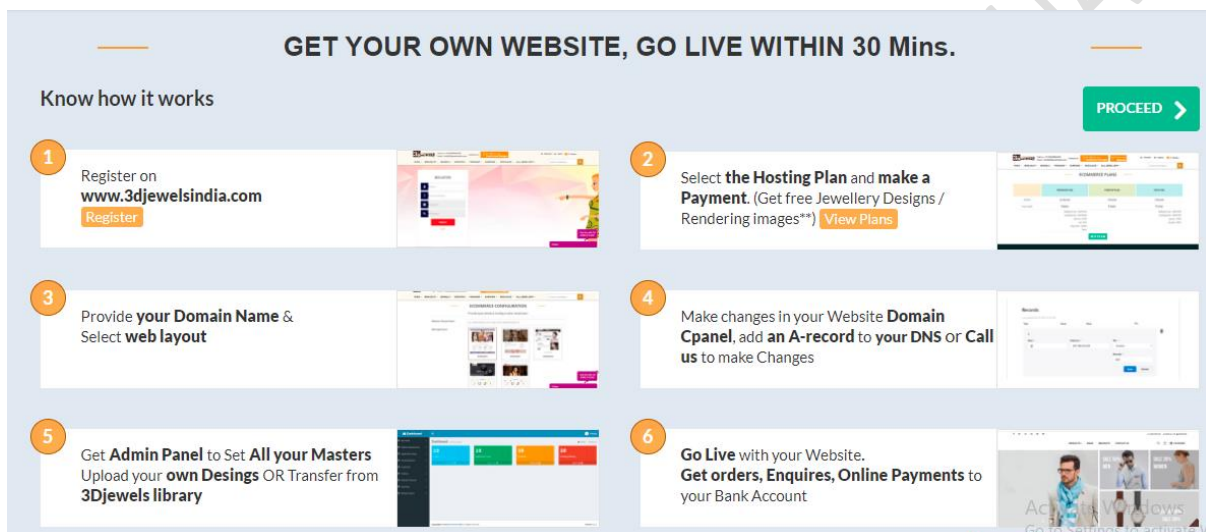
## 3DJEWELS E-Commerce Website

### 1. Introduction:

3Djewels offers a complete setup of E-commerce website for customers to Sell their products to any part of the World, the Customers are in control of all Product related information through Admin Portal.

- The Owner of website can Add their own products with all required details
- The Owner of website can Transfer the products and their details from 3DJewels Library

### 2. How does it Work:



#### 2.1.1 Register on 3djewelsindia.com

Register on 3djewelsindia.com as a Customer, once you take a Plan and Ecommerce website you can view your E-commerce credentials in my profile section.

#### 2.1.2 Select the Hosting Plan

You can Select the hosting plans as per your convenience, with every plan Free Credit points are given, these points are the Credit limit which are given to clients for Transferring and Displaying the Rendered Images on their website from 3DJEWELS Library

#### 2.1.3 Provide Domain Name and Select your Website Page layout

Provide the Domain name which has to be linked with our Ecommerce website, you can provide a Domain name or Sub domain name which will be linked to Ecommerce Website

#### 2.1.4 Provide your Domain control panel access to make necessary changes

To configure Ecommerce

#### 2.1.5 Login to your Admin Panel and setup your company related details

#### 2.1.6 Your website is Live

### 3. Overview:

The E-Commerce Setup is made up with 2 parts: ADMIN Panel and WEBSITE portal:

- Admin Panel: The Admin Panel is controlled by the Owner of Website for managing the Website (Admin Panel Features described below)
- Website Portal: The Website will be available for any user to view all the products, place order/ enquiry (Website layout can be selected from templates)

#### 4. Integration with other Applications (API's):

- SMS & Email Portal
- Payment Gateway Integration
- Local Application used by Owners
- 3Djewelsindia.com Designs Library
- Website Online Chat

#### 5. Features Overview:

- E-Commerce website can go live within 30 minutes
- Pre-loaded Masters setup relating to Jewellery Products (no need to create masters)
- All details relating to Own company can be done such as
  - Logos
  - SMS Mask ID
  - Notification Recipient (SMS and Email)
  - Payment Gateway
- Choose your template from Template masters and Modify appearance on your own
  - Banner Images - Videos
  - Slider Images
  - About us Content
  - Category Images
  - Blogs & Testimonials
- Products Catalogue -
  - Owner of Website can Add their own products to Products Catalogue
  - Owner can transfer ready CAD Rendered Images to their websites from 3Djewels Design Library with all Product details
  - Review the Website Price for All the products uploaded
- Multiple users and user wise control can be assigned
- Set your Daily Rate Masters and all products will get instantly updated with changes
  - Metal Rates – Update Pure Rate and system automatically calculates for All Karatages
  - Diamond Rates – Create your own Clarities and Groups, map the Diamond sizes to the Groups and update Diamond Rates for each Clarities
  - Diamond Rates for Pointers – Update Diamond Rates for Pointers and set Calculation type as Piece wise, system calculates the Diamond rate for No. of Pieces in each product
  - Colour Stone Rates – Create your own Clarities and Groups, map the Colour Stone sizes to the Groups and update Colour Stone Rates for each Clarities
  - Colour Stone Rates for Pointers – Update Colour Stone Rates for Pointers and set Calculation type as Piece wise, system calculates the Colour Stone rate for No. of Pieces in each product

- **Making Charges** – You can create Multiple Making charges for Each Category with different Rates as Percentage and assign to the Products
  - MC can be set for each individual Product also without assigning a Master
  - MC calculation can be set as to calculate on Gross weight or Net weight
  - MC Calculation can be set as Flat rate for Category
  - MC Calculation can be set as Fixed Amount for each Slabs of Grams
- **Wastage Charges** – You can create Multiple Wastage charges for Each Category with different Rates as Percentage and assign to the Products
  - WC can be set for each individual Product also without assigning a Master
  - WC calculation can be set as to calculate on Gross weight or Net weight
  - WC Calculation can be set as Flat rate for Category
  - WC Calculation can be set as Fixed Amount for each Slabs of Grams

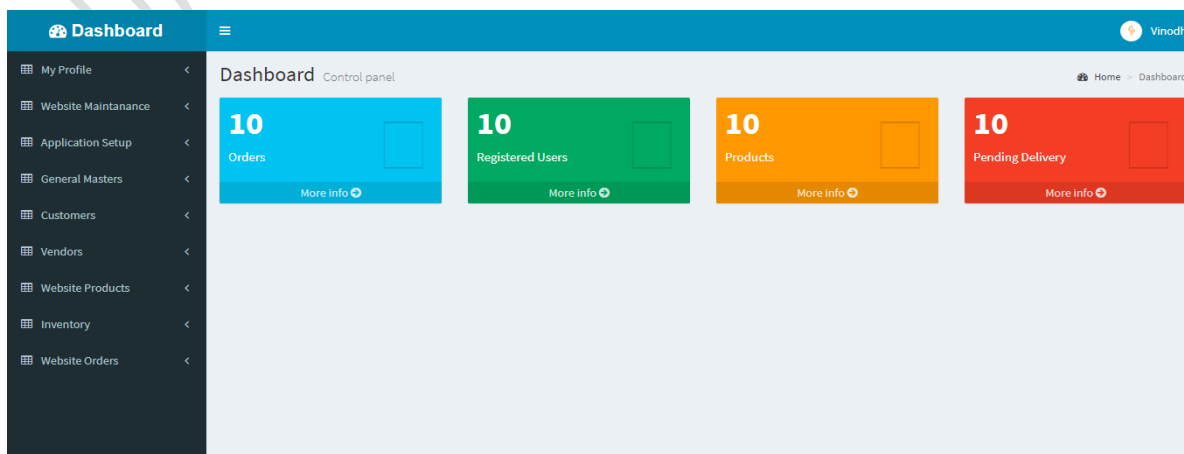
## 6. ADMIN PANEL:

The Admin panel will be the place where the Owner can manage all the information which is to be displayed on the Customer, The Admin portal has following features:

### 6.1 Login to Admin Panel



### 6.2 Dash Board



## 6.3 My Profile

### 6.3.1 Company Profile

Dashboard
My Profile
Company Profile
My Package
Change Password
Website Maintenance
Application Setup
General Masters
Customers
Vendors
Website Products
Inventory
Website Orders

Home > Company Profile > Edit Company Profile
Submit
Reset

Company Profile Form

<b>Company Name</b> <input type="text" value="caratplus"/>	<b>Address1</b> <input type="text" value="jayanagar"/>	<b>Address2</b> <input type="text" value="Address2"/>	<b>Address3</b> <input type="text" value="Address3"/>
<b>State</b> <input type="text" value="karnataka"/>	<b>City</b> <input type="text" value="bangalore"/>	<b>Pincode</b> <input type="text" value="560069"/>	<b>Website Primary Contact no</b> <input type="text" value="Website Primary Contact no"/>
<b>Website Secondary Contact no</b> <input type="text" value="Website Secondary Contact no"/>	<b>Website Primary Email</b> <input type="text" value="admin@caratplus.co.in"/>	<b>Website Secondary Email</b> <input type="text" value="Website Secondary Email"/>	<b>Website Whatsup Number</b> <input type="text" value="Website Whatsup Number"/>
<b>Notification Primary Contact no</b> <input type="text" value="Notification Primary Contact no"/>	<b>Notification Secondary Contact no</b> <input type="text" value="Notification Secondary Contact no"/>	<b>Notification Primary Email</b> <input type="text" value="Notification Primary Email"/>	<b>Notification Secondary Email</b> <input type="text" value="Notification Secondary Email"/>
<b>Contact Person Name</b> <input type="text" value="Devaraj"/>	<b>Contact Person Phone</b> <input type="text" value="Contact Person Phone"/>	<b>Contact Person Email</b> <input type="text" value="admin@caratplus.co.in"/>	<b>GST No</b> <input type="text" value="GSTN12345657878"/>
<b>PAN No</b> <input type="text" value="PAN No"/>	<b>Aadhaar No</b> <input type="text" value="Aadhaar No"/>	<b>Company Short Code</b> <input type="text" value="CP"/>	<b>Sales Order Start Code</b> <input type="text" value="1001"/>

### 6.3.2 My Package

Dashboard
My Profile
Company Profile
My Package
Change Password
Website Maintenance
Application Setup
General Masters
Customers
Vendors
Website Products
Inventory
Website Orders

Home > My Package

My Package Details

Package Code	: 2019/pck/003	Start Date	: 02nd Aug 2019
Package Amt	: ₹ 49999	End Date	: 26th Jul 2020
Package Credit Amt	: ₹ 299999		

### 6.3.3 Change Password

Dashboard
My Profile
Company Profile
My Package
Change Password
Website Maintenance
Application Setup
General Masters
Customers
Vendors
Website Products
Inventory
Website Orders

Home > Change Password Details

Change Password Details

Change Password		Employee Details	
Old Password	<input type="text" value="Old Password"/>	Emp ID	: ECC002/EMP/19/0001
New Password	<input type="text" value="New Password"/>	Name	: Vinodh
Re-Enter New Password	<input type="text" value="Re-Enter New Password"/>	Role	: Administrator
	<input type="button" value="Submit"/>	Email ID	: vinojmca@hotmail.com
		Phone	: 9677674839

## 6.4 Website Maintenance

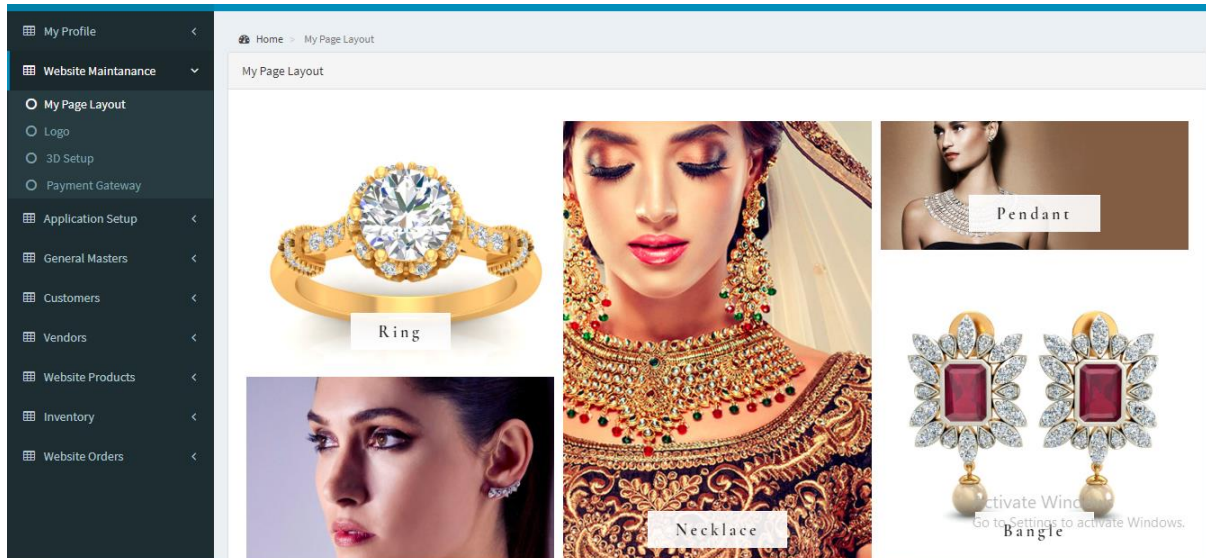
### 6.4.1 My Page Layout

6.4.1.1 *Slider Images*

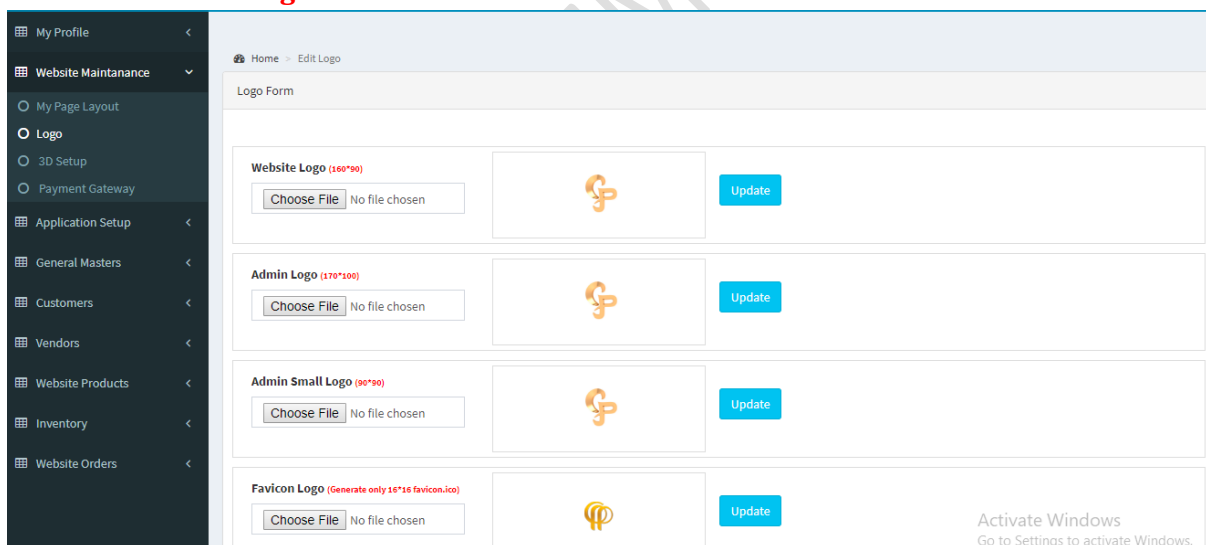
6.4.1.2 *Banner Images*

6.4.1.3 *About Us*

6.4.1.4 *Testimonials*



### 6.4.2 Logo



### 6.4.3 3D Setup

Dashboard

My Profile
Website Maintenance
My Page Layout
Logo
3D Setup
Payment Gateway
Application Setup
General Masters
Customers
Vendors
Website Products
Inventory
Website Orders

Home > 3D Setup Details

Submit Reset

3D Setup Details Form

Diamond

Stone Clarity: VVS1
Stone Cut: EX
Stone Color: EF

Color Stone

Stone Clarity: Eye Clean
Stone Color: Dark

CZ

Stone Clarity: Eye Clean
Stone Cut: EX
Stone Color: Dark

Activate Windows  
Go to Settings to activate Windows.

### 6.4.4 Payment Gateway Setup

Dashboard

My Profile
Website Maintenance
My Page Layout
Logo
3D Setup
Payment Gateway
Application Setup
General Masters
Customers
Vendors
Website Products
Inventory
Website Orders

Home > Payment Gateway > Add/ Edit Payment Gateway

Add/ Edit Payment Gateway

Payment Gateway Form

Payment gateway: Payu
Key Fields:
6mpkMi
BJC7d314
https://sandboxsecure.payu.in
Submit

Activate Windows  
Go to Settings to activate Windows.

## 6.5 Application Setup

### 6.5.1 Metal

#### 6.5.1.1 Metal Karatage

Dashboard

My Profile
Website Maintenance
Application Setup
Metal
Metal Karatage (7)
Metal Type (3)
Sub Metal Type (5)
Product
Stone
User Roles Settings
General Masters
Customers
Vendors
Website Products
Inventory

Home > Metal Karatage

Excel Activate Block

Search:

SNo.		Metal Karat Name	Metal Type	Metal Purity	Status
1		14 KT	Gold	58.30	Active
2		18 KT	Gold	75.00	Active
3		20 KT	Gold	89.00	Active
4		22 KT	Gold	91.60	Active
5		24 KT	Gold	100.00	Active
6		9 KT	Gold	37.50	Active
7		Silver Platinum Titanium	Silver	100.00	Active

Showing 1 to 7 of 7 entries

Previous
1
Next

Activate Windows  
Go to Settings to activate Windows.

## 6.5.1.2 Metal Type

Dashboard
My Profile
Website Maintenance
Application Setup
Metal
Metal Karatage (7)
Metal Type (3)
Sub Metal Type (5)
Product
Stone
User Roles Settings
General Masters
Customers
Vendors
Website Products
Inventory

### Metal Type

Home > Metal Type

Excel Activate Block

Search:

SNo.		Name	Added On	Updated On	Status
1		Gold	02-08-2019	-	Active
2		Platinum	02-08-2019	-	Active
3		Silver	02-08-2019	-	Active

Showing 1 to 3 of 3 entries

Previous 1 Next

Activate Windows  
Go to Settings to activate Windows.

Copyright © 2019 3D Jewels India. All rights reserved. Version 2.2.0

## 6.5.1.3 Sub Metal Type

Dashboard
My Profile
Website Maintenance
Application Setup
Metal
Metal Karatage (7)
Metal Type (3)
Sub Metal Type (5)
Product
Stone
User Roles Settings
General Masters
Customers
Vendors
Website Products
Inventory

### Sub Metal Type

Home > Sub Metal Type

Excel Add Activate Block

Search:

Sl No.		Name	Main Metal Type	Added On	Updated On	Status
1		Black Gold	Gold	02-08-2019	-	Active
2		Pink (Rose) Gold	Gold	02-08-2019	-	Active
3		Silver	Silver	02-08-2019	-	Active
4		White Gold	Gold	02-08-2019	-	Active
5		Yellow Gold	Gold	02-08-2019	-	Active

Showing 1 to 5 of 5 entries

Previous 1 Next

Activate Windows  
Go to Settings to activate Windows.

## 6.5.2 Product

## 6.5.2.1 Main Category

Dashboard
My Profile
Website Maintenance
Application Setup
Metal
Product
Main Category (11)
Sub Category (118)
Product Sizes (56)
Jewellery Type (2)
Tags (507)
Tag Groups (29)
Stone
User Roles Settings
General Masters
Customers
Vendors

### Main Category Form

Home > Main Category > Add Main Category

Submit Reset

Main Category Name Main Category Code

Website Price Range

Amount From	Amount To
Sales Amount From	Sales Amount To

Map - Metal Karatage Details

Metal Type	Karatage
Gold	24 KT 22 KT 18 KT 14 KT 9 KT 20 KT
Platinum	
Silver	Silver Platinum Titanium

Category Image \* (255\*255)

Choose File No file chosen

Photo Not Available

Activate Windows  
Go to Settings to activate Windows.

## 6.5.2.2 Sub Category

My Profile

Website Maintenance

Application Setup

Metal

Product

Main Category (11)

Sub Category (118)

Product Sizes (56)

Jewellery Type (2)

Tags (507)

Tag Groups (29)

Stone

User Roles Settings

General Masters

Customers

Vendors

Website Products

Sub Category

Home > Sub Category

Excel Add Activate Block

Search:

Sl. No.		Name	Main Category	Added On	Updated On	Status
1		3 Stone	Ring	02-08-2019	-	Active
2		4 stone	Ring	02-08-2019	-	Active
3		7 Stone	Ring	02-08-2019	-	Active
4		7 Stone	Earring	02-08-2019	-	Active
5		9 Stone/ Navaratna	Ring	02-08-2019	-	Active
6		Animals	Idols	02-08-2019	-	Active
7		Bajuband	Accessories	02-08-2019	-	Active
8		Bali	Earring	02-08-2019	-	Active
9		Band	Ring	02-08-2019	-	Active

Activate Windows

Go to Settings to activate Windows.

## 6.5.2.3 Product Sizes

My Profile

Website Maintenance

Application Setup

Metal

Product

Main Category (11)

Sub Category (118)

Product Sizes (56)

Jewellery Type (2)

Tags (507)

Tag Groups (29)

Stone

User Roles Settings

General Masters

Customers

Vendors

Website Products

Product Sizes

Home > Product Sizes

Excel Add Activate Block

Search:

Sl. No.		Name	Main Category	Added On	Updated On	Status
1		6	Ring	02-08-2019	-	Active
2		7	Ring	02-08-2019	-	Active
3		8	Ring	02-08-2019	-	Active
4		9	Ring	02-08-2019	-	Active
5		10	Ring	02-08-2019	-	Active
6		11	Ring	02-08-2019	-	Active
7		12	Ring	02-08-2019	-	Active
8		13	Ring	02-08-2019	-	Active
9		14	Ring	02-08-2019	-	Active
10		15	Ring	02-08-2019	-	Active

Activate Windows

Go to Settings to activate Windows.

## 6.5.2.4 Jewellery Type

Dashboard

My Profile

Website Maintenance

Application Setup

Metal

Product

Main Category (11)

Sub Category (118)

Product Sizes (56)

Jewellery Type (2)

Tags (507)

Tag Groups (29)

Stone

User Roles Settings

General Masters

Customers

Vendors

Jewellery Type

Home > Jewellery Type

Excel Add Activate Block

Search:

Sl. No.		Name	Added On	Updated On	Status
1		Close	02-08-2019	-	Active
2		Open	02-08-2019	-	Active

Showing 1 to 2 of 2 entries

Previous 1 Next

Activate Windows

Go to Settings to activate Windows.



### 6.5.2.5 Product Tags

The screenshot shows the 'Add Product Tag' form. The breadcrumb trail is 'Home > Product Tags > Add Product Tag'. The form has two main sections: 'Main Category' with a dropdown menu showing 'Ring', and 'Product Tag' with a text input field containing 'Heart shape ring'. There are 'Submit' and 'Reset' buttons at the top right. The left sidebar contains a 'Dashboard' menu with options like 'My Profile', 'Website Maintenance', 'Application Setup', 'General Masters', 'Customers', 'Vendors', 'Website Products', 'Inventory', and 'Website Orders'.

### 6.5.2.6 Product Tag Groups

### 6.5.2.7 Occasion

### 6.5.2.8 Themes

## 6.5.3 Stone

### 6.5.3.1 Stone

### 6.5.3.2 Stone Name

### 6.5.3.3 Stone Cut

### 6.5.3.4 Stone Clarity

### 6.5.3.5 Stone Setting Type

### 6.5.3.6 Stone Shape

### 6.5.3.7 Stone Size

### 6.5.3.8 Stone Size Groups

## 6.5.4 User Role Settings

### 6.5.4.1 Employees

The screenshot shows the 'Add Employee' form. The breadcrumb trail is 'Home > Employees > Add Employee'. The form has a 'User Role' dropdown set to 'Sales'. The 'Name' field contains 'Manish Kumar', 'Email ID' contains 'manish123@gmail.com', and 'Phone' contains '9812398123'. The 'Joining Date' field contains '07/08/2019' and the 'Address' field contains 'No. 75, 2nd main, 3rd block,'. There are 'Submit' and 'Reset' buttons at the top right. The left sidebar shows the 'Application Setup' menu expanded, with 'Employees (1)' selected. The footer contains copyright information for 2019 3D Jewels India and a Windows activation notice.

## 6.5.4.2 User Roles

## 6.5.4.3 User Role Mappings

- ☐ Metal
- ☐ Product
- ☐ Stone
- ☒ User Roles Settings
  - ☐ Employees (1)
  - ☐ User Roles (2)
  - ☒ User Roles Mapping
- ☐ General Masters
- ☐ Customers
- ☐ Vendors
- ☐ Website Products
- ☐ Inventory
- ☐ Website Orders

User Role

Sales

Menus Selection

+ Menu -> My Profile

+ Menu -> Website Maintenance

+ Menu -> Finance and Accounts

+ Menu -> SEO

- Menu -> Application Setup

<input checked="" type="checkbox"/> Metal >> Metal Type	<input type="checkbox"/> Metal >> Sub Metal Type
<input checked="" type="checkbox"/> Metal >> Metal Karatage	<input checked="" type="checkbox"/> Product >> Main Category
<input type="checkbox"/> Product >> Sub Category	<input type="checkbox"/> Product >> Product Sizes
<input type="checkbox"/> Product >> Jewellery Type	<input checked="" type="checkbox"/> Product >> Tags
<input checked="" type="checkbox"/> Product >> Tag Groups	<input checked="" type="checkbox"/> Stone >> Stone
<input type="checkbox"/> Stone >> Stone names	<input type="checkbox"/> Stone >> Stone Cut
<input type="checkbox"/> Stone >> Stone Color	<input type="checkbox"/> Stone >> Stone Clarity
<input type="checkbox"/> Stone >> Stone Setting	<input type="checkbox"/> Stone >> Stone Shape
<input type="checkbox"/> Stone >> Stone Size	<input type="checkbox"/> Stone >> Stone Size Groups
<input checked="" type="checkbox"/> User Roles Settings >> Employees	<input checked="" type="checkbox"/> User Roles Settings >> User Roles

Activate Windows  
Go to Settings to activate Windows.

## 6.6 General Masters

## 6.6.1 Metal Rate – Add New Rate/ Edit Metal Rates

Metal Rate Master List

Home > Metal Rate Master

Metal Rate Master

☒ Active

Show  entries

Search:

Sl. No.		Metal Rate Name	Metal Name	Metal Karatage Name	Transaction Type	Added On	Updated On	Status
1	<input type="checkbox"/>	web	Silver	Silver Platinum Titanium	Stock Transfer	10-08-2019	-	Active
2	<input type="checkbox"/>	Basic	Gold	24 KT	Stock Transfer	02-08-2019	28-08-2019	Active

Showing 1 to 2 of 2 entries

Previous **1** Next

Details

Name	:	Basic	Transaction Type	:	Stock Transfer
Status	:	Active	Metal Name	:	Gold
Added On	:	02-08-2019	Metal Karatage	:	24 KT
Added By	:	Vinodh			

Rate	MCX Rate	Start Date	End Date
3500/-	-	2019-08-02 21:15:00	2019-08-07 00:00:00
3570/-	-	2019-08-07 00:01:00	2019-08-28 00:00:00
3970/-	-	2019-08-28 00:01:00	

Dashboard

My Profile
Website Maintenance
Application Setup
General Masters
Metal Rate (2)
Stone Rate(2)
Making Charges (1)
Wastage Charges (1)
Customers
Vendors
Website Products
Inventory
Website Orders

Home > Metal Rate Master > Details > Edit Metal Rate Master

Submit Reset

Metal Rate Master Form

Transaction Type

Metal Name

Metal Karatage

Rate Master Name

Stock Transfer

Gold

24 KT

Basic

Metal Rate (per gram)	MCX Metal Rate	Metal Rate Date Start	Metal Rate Date End	Enter End Date
3500	MCX Metal Rate	08/02/2019 9:08 PM	08/07/2019 12:08 A	YES
3570	MCX Metal Rate	08/07/2019 12:08 AM	08/28/2019 12:08 A	YES
3970	MCX Metal Rate	08/28/2019 12:00 AM	08/28/2019 12:00 AM	YES
3925	MCX Metal Rate	08/28/2019 12:01 AM		Yes No

Activate Windows  
Go to Settings to activate Windows.

## 6.6.2 Stone- Add New Rate/ Edit Stone Rates

Stone Rate Master

Home > Stone Rate Master

Stone Rate Master

Active

GO

Add

Activate

Block

Show 20 entries

Search:

Sl. No.	Rate Name	Stone Type	Stone Clarity	Transaction Type	Added On	Updated On	Status
1	CS EC	Color Stones	Eye Clean	Stock Transfer	02-08-2019	-	Active
2	Dia VS1	Diamonds	VS1	Stock Transfer	02-08-2019	-	Active

Showing 1 to 2 of 2 entries

Previous 1 Next

Rate Name	:	Dia VS1	Added On	:	02-08-2019 09:29:02 PM
Stone Type	:	Diamonds	Added By	:	Vinodh
Stone Clarity	:	VS1	Updated On	:	-
Transaction Type	:	Stock Transfer	Updated By	:	-
Status	:	Active			

Add Rate

02-08-2019 09:28:00 PM to As on Date

Sl No.	Size Groups	Type	Amount
1	0.000 to 0.010	Piece	100
2	0.000 to 0.060 Baguette	Piece	100
3	0.011 to 0.060	Piece	100
4	0.061 to 0.070	Piece	100
5	0.061 to 0.110 Baguette	Piece	100
6	0.071 to 0.080	Piece	100
7	0.081 to 0.110	Piece	100
8	0.111 to 0.140	Piece	100
9	0.111 to 0.220 Baguette	Piece	100

Activate Windows  
Go to Settings to activate Windows.

General Masters

Metal Rate (2)

Stone Rate(2)

Making Charges (1)

Wastage Charges (1)

Customers

Vendors

Website Products

Inventory

Website Orders

Rate Name

:

Dia VS1

Added On

:

02-08-2019 09:29:02 PM

Stone Type

:

Diamonds

Status

:

Active

Stone Clarity

:

VS1

Transaction Type

:

Stock Transfer

Date / Time From

Start Date And Time

Size Groups	Size / Piece	Amount
0.000 to 0.010	Size Piece	110
0.000 to 0.060 Baguette	Size Piece	110
0.011 to 0.060	Size Piece	110
0.061 to 0.070	Size Piece	250
0.061 to 0.110 Baguette	Size Piece	250

Activate Windows

Go to Settings to activate Windows.

### 6.6.3 Making Charges

Making Charges

List

Home > Making Charges

Making Charges

Active

GO

Add

Activate

Block

Show 20 entries

Search:

Sl. No.	Name	Metal Name	Main Category	Transaction Type	Added On	Updated On	Status	Default Sts
1	Ring Basic	Gold	Ring	Stock Transfer	02-08-2019	-	Active	Yes

Showing 1 to 1 of 1 entries

Previous 1 Next

Making Charges Master

Details

Home > Making Charges > Details

Details

Making Charges Name

:

Ring Basic

Added On

:

02-08-2019 09:30:04 PM

Metal Type

:

Gold

Added By

:

Vinodh

Main Category

:

Ring

Updated On

:

-

Transaction Type

:

Stock Transfer

Updated By

:

-

Default Status

:

Yes

Status

:

Active

Add Charges

Start Date	End Date	Type	Weight Type	Per Gram	Start Wgt	End Wgt	Amount
02-08-2019 09:29:00 PM	As on Date	Per Gram	Gross Weight	150 Rs			

Dashboard

Home > Making Charges > Details > Edit Making Charges Master

SubmitReset

Making Charges Form

Transaction Types

Metal Type

Main Category

Making Charges Name

Stock Transfer

Gold

Ring

Ring Basic

Start Date

End Date

☒ Set this as default making charges (for this combination)

08/28/2019 2:00 PM

End Date And Time

Type

☒ Per Gram  
☐ Flat Price With Wt

Weight Type

☒ Gross Weight  
☐ Net Weight

Type

Rs

Rate

### 6.6.4 Wastage

Wastage Charges

Home > Wastage Charges

Wastage Charges

☒ Active

GO

Add

Activate

Block

Show 20 entries

Search:

Sl. No.	Name	Metal Name	Main Category	Transaction Type	Added On	Updated On	Status	Default Sts
1	Ring Basic	Gold	Ring	Stock Transfer	02-08-2019	02-08-2019	Active	Yes

Showing 1 to 1 of 1 entries

Previous

1

Next

Wastage Charges Master

Home > Wastage Charges > Details

Details

Wastage Charges Name	: Ring Basic	Added On	: 02-08-2019 09:30:26 PM
Metal Type	: Gold	Added By	: Vinodh
Main Category	: Ring	Updated On	: 02-08-2019 09:32:11 PM
Transaction Type	: Stock Transfer	Updated By	: Vinodh
Default Status	: Yes	Status	: Active

Add Charges

Start Date	End Date	Type	Weight Type	Per Gram	Start Wgt	End Wgt	Amount
02-08-2019 09:30:00 PM	02-08-2019 09:31:00 PM	Per Gram	Gross Weight	75 Rs			
02-08-2019 09:32:00 PM	As on Date	Per Gram	Gross Weight	80 Rs			

Dashboard

My Profile

Website Maintenance

Application Setup

General Masters

Metal Rate (2)

Stone Rate(2)

Making Charges (1)

Wastage Charges (1)

Customers

Vendors

Website Products

Inventory

Website Orders

Home > Wastage Charges > Details > Edit Wastage Charges Master

Submit Reset

Wastage Charges Form

Transaction Types

Metal Type

Main Category

Wastage Charges Name

Stock Transfer

Gold

Ring

Ring Basic

Start Date

End Date

08/28/2019 2:02 PM

End Date And Time

☒ Set this as default making charges (for this combination)

Type

☒ Per Gram
 ☒ Gross Weight
 ☐ Flat Price With Wt

Weight Type

☒ Gross Weight
 ☐ Net Weight

Type

Rs

Rate

Activate Windows  
Go to Settings to activate Windows

### 6.6.5 Certificate Charges

## 6.7 Customers

### 6.7.1 Customer

Dashboard

My Profile

Website Maintenance

Application Setup

General Masters

Customers

Customers

Vendors

Website Products

Inventory

Website Orders

Customers List

Home > Customers

Activate Block

Search:

Sl. No.	Customer Id	Name	Phone	Email Id	Company Name	Updated On	Status
1	03082019/2/0003	Mr Vinodh Jeevanatham	+91-98491-1333	vinodh@jeewanatham.com	NA	03-08-2019	Active
2	03082019/2/0002	Vinodh	+91-98491-1339	vinojmca@hotmail.com	NA	03-08-2019	Active
3	02082019/2/0001	Abhishek	+91-98491-1333	abhishek.jeevanatham@jeewanatham.com	NA	02-08-2019	Active

Showing 1 to 3 of 3 entries

Previous 1 Next

Activate Windows  
Go to Settings to activate Windows

## 6.8 Vendors

### 6.8.1 Vendors

**Dashboard** Vinodh

**Vendors** Home > Vendors

Vendors

Add Activate Block

Search:

Sl. No.	Vendor Code	Name	Phone	Email Id	Company Name	Updated On	Status
1	09082019/01	pankaj	+919844065092	pankaj.kataria522@gmail.com	3djewels	09-08-2019	Active

Showing 1 to 1 of 1 entries

Previous 1 Next

**Dashboard** Vinodh

Home > Vendors > Add Vendor Details Submit Reset

Vendor Details

Personal Details

Vendor Name  Email ID  Mobile No  Company Name

## 6.9 Website Products

### 6.9.1 Product Catalogue – View product/ Add product

**Dashboard** Vinodh

**Product Catalog** Home > Product Catalog

Product Catalog (163)

Design Code  Main Category  Sub Category  GO

Add Activate Block

Sl. No.	Design Code	Image	Image name	Main Category	No of Pieces	Added On	Updated On	Status
1	CP-20190811166		PRD166-8394.jpg	Ring	1	11-08-2019	11-08-2019	Block
2	CP-20190811165		PRD165-2834.jpg	Ring	1	11-08-2019	11-08-2019	Block
3	CP-20190811164		PRD164-1945.png	Ring	0	11-08-2019	11-08-2019	Block
4	CP-20190811163		PRD163-6897.jpg	Ring	1	11-08-2019	11-08-2019	Active
5	CP-20190811162		PRD162-8796.jpg	Ring	1	11-08-2019	11-08-2019	Block

Activate Windows  
Go to Settings to activate Windows.

Dashboard

My Profile

Website Maintenance

Application Setup

General Masters

Customers

Vendors

Website Products

Product Catalog (163)

Product Price List

3D Designs (9121)

My Cart (5)

3D Transfer History (83)

Inventory

Website Orders

Home > Product Catalog > Add Product Details

SubmitReset

Basic Details

Main Category \*

Accessories

Sub Category Name \*

Please Select

Tag No

Tag No

Gender \*

Female Male

Height (mm)

Height

Width (mm)

Width

Length

Length

No. of Pieces

No. of Pieces

Website Description

Product Description

Jewellery Type \*

Please Select

Certificate Name

Certificate Name

Upload Certificate

Choose File No file chosen

Hallmark Name

Hallmark Name

Hallmark File

Choose File No file chosen

Image \*

Choose File No file chosen

(Exclusive Design)

(Plain Gold Design)

Activate Windows  
Go to Settings to activate Windows.

## Basic Details

Product Details

Home > Product Catalog > Details

Basic DetailsMetal DetailsStone DetailsColor Stone DetailsImage DetailsTags DetailsPrice Details

Basic Details

Update

Design Code : CP-20190810151

Gender : Female

Height (mm): N/A

Certificate Name : 9925RL

Hallmark : N/A

Tag No : N/A

Product Description :  
N/A

Main Category : Ring

Jewellery Type : Open

Width (mm): N/A

View Certificate : View

View Hallmark : N/A


Sub Category : 7 Stone

No. of Peices : 1

Length : N/A

Exclusive Design : No

Plain Gold Design : No



## Metal Details

Product Details

Home > Product Catalog > Details

Basic DetailsMetal DetailsStone DetailsColor Stone DetailsImage DetailsTags DetailsPrice Details

Metal Details

Update

Sl no.	Metal	Karatage	Size	Metal Gross Wt	Metal Net Wt
1	Gold	22 KT	14	3.7 Gm.	3.424 Gm.



## Stone Details

Product Details

Home > Product Catalog > Details

Basic DetailsMetal DetailsStone DetailsColor Stone DetailsImage DetailsTags DetailsPrice Details

Stone Details

Update

Stone Name :Diamonds

For size - 14

Shape	Size	Size Group	Clarity	No. of Stones	Carats	Cut	Setting	Color
Round	1.4	0.000 to 0.010	VVS1	18	0.180	EX	Pave	EF
Round	1.2	0.000 to 0.010	VVS1	2	0.130	EX	Pave	EF
Round	1.3	0.000 to 0.010	VVS1	2	0.160	EX	Pave	EF
Round	1.1	0.000 to 0.010	VVS1	2	0.100	EX	Pave	EF
Round	6	0.85P	VVS1	1	0.810	EX	Pave	EF

25

1.380

## Image Details

Product Details


Home > Product Catalog > Details

Basic DetailsMetal DetailsStone DetailsColor Stone DetailsImage DetailsTags DetailsPrice Details

Image Details

Update

Sub Metal : Yellow Gold



Youtube URL : N/A

Video : N/A

## Tags Detail

Product Details

Home > Product Catalog > Details

Basic DetailsMetal DetailsStone DetailsColor Stone DetailsImage DetailsTags DetailsPrice Details

Tags Details

Update

Colorstone Ring, Colour Stone Ring, Colour stone Solitaire, Emerald Diamond Ring, Emerald Ring, Gems Stone Rings, Marquise Shape Ring, Marquise Stone Ring, Navratna Ring

## Price Details

**Product** Details

Home > Product Catalog > Details

Basic DetailsMetal DetailsStone DetailsColor Stone DetailsImage DetailsTags DetailsPrice Details

Price Details

Update

<b>Metal :</b>	<b>Karatage :</b>	<b>Size :</b>
Gold	22 KT	14

Splits	Wt	Online Price
Metal	3.7 / 3.424 gms	12,451.44
Diamonds	1.38 cts	-
CS	-	-
Making	3.7 / 3.424 gms	555.00
Wastage	3.7 / 3.424 gms	296.00
<b>Total</b>		<b>13,303.00</b>


( Prices shown are excluding discount and GST. )

## 6.9.2 3D Designs – Transfer to your Website


3D Jewels Designs List (Your credit limit is 282681/-)

Home > 3D Jewels Designs List


Ring Sub Category GO




6.200 gms 1.390 Carat  
9949RL  
Ring/ Bridal  
₹89  
Add to Cart




4.900 gms 2.550 Carat  
9942RL  
Ring/ Solitaire  
₹89  
Add to Cart




4.300 gms 1.340 Carat  
9928RL  
Ring/ Fancy  
₹89  
Add to Cart




4.100 gms 1.160 Carat  
9927RL  
Ring/ Fancy  
₹89  
Add to Cart




5.200 gms 1.580 Carat  
9923RL  
Ring/ 3 Stone  
₹89  
Add to Cart



4.800 gms 1.130 Carat  
9918RL  
Ring/ 3 Stone  
₹89  
Add to Cart













6.800 gms 1.410 Carat  
9916RL  
Ring/ Solitaire  
₹89  
Add to Cart



4.700 gms 1.780 Carat  
9913RL  
Ring/ Solitaire  
₹89  
Add to Cart

## 6.9.3 My Cart

Design	Details	Sub Category	Price	GST	Amount	
	Ring/ Solitaire 7852RL	3 Stone	₹100	₹18	₹118	
	Ring/ Solitaire 9902RL	4 stone	₹75	₹14	₹89	
	Earring/ Floral 7442ER	Big	₹100	₹18	₹118	
	Ring/ Solitaire 9942RL	Bridal	₹75	₹14	₹89	
	Pendant/ Fancy 10330	Fancy	₹100	₹18	₹118	
Sub Total					₹532	
You Have *282681* Credit Points					₹532	
Total					₹0	

Activate Windows  
Go to Settings to activate Windows.  
Transfer Now

### 6.9.4 3D Transfer History

Dashboard	3D Transfer History List	Vinodh
My Profile	3D Transfer History	Home > 3D Transfer History
Website Maintenance	3D Transfer History	
Application Setup	Show 20 entries	Search:
General Masters		
Customers		
Vendors		
Website Products		
Product Catalog (163)		
Product Price List		
3D Designs (9121)		
My Cart (5)		
3D Transfer History (83)		
Inventory		
Website Orders		

Sl. No.	Order ID	Order Amount	No. of Products	Ordered By	Ordered On	Status
1	11082019/TRNS/0083	₹ 532	5	Vinodh	11-08-2019	Transferred
2	11082019/TRNS/0082	₹ 532	5	Vinodh	11-08-2019	Transferred
3	11082019/TRNS/0081	₹ 532	5	Vinodh	11-08-2019	Transferred
4	11082019/TRNS/0080	₹ 532	5	Vinodh	11-08-2019	Transferred
5	11082019/TRNS/0079	₹ 532	5	Vinodh	11-08-2019	Transferred
6	11082019/TRNS/0078	₹ 532	5	Vinodh	11-08-2019	Transferred
7	11082019/TRNS/0077	₹ 414	4	Vinodh	11-08-2019	Transferred
8	11082019/TRNS/0076	₹ 325	3	Vinodh	11-08-2019	Transferred
9	11082019/TRNS/0075	₹ 118	1	Vinodh	10-08-2019	Transferred
10	11082019/TRNS/0074	₹ 89	1	Vinodh	10-08-2019	Transferred

### 6.9.5 Price List

## 6.10 Inventory

### 6.10.1 Product Stock

### 6.10.2 Purchases

## 6.11 Website Sales

### 6.11.1 Website Orders

Dashboard	Orders List	Vinodh
My Profile	Orders	Home > Orders
Website Maintenance	Orders	
Application Setup		Search:
General Masters		
Customers		
Vendors		
Website Products		
Inventory		
Website Orders		
Orders		
Enquiries		

S No.	Order Id	Order Date	Client Dtls	No. of Prd's	Pay Mode	Amount (Inc. Gst)	Order Status	Payment Status
1	11082019/CP/2/1012	11/08/2019	Vinodh Jeevanantham vinojmca@hotmail.com	6	Pay @ Store	₹ 198096	Approved	Success
2	11082019/CP/2/1011	11/08/2019	Vinodh Jeevanantham vinojmca@hotmail.com	1	Pay @ Store	₹ 41743	Approved	Success
3	11082019/CP/2/1010	11/08/2019	Vinodh Jeevanantham vinojmca@hotmail.com	1	Pay @ Store	₹ 41743	Approved	Pending
4	11082019/CP/2/1009	11/08/2019	Vinodh Jeevanantham vinojmca@hotmail.com	2	Pay @ Store	₹ 83485	Approved	Success
5	11082019/CP/2/1008	11/08/2019	Vinodh Jeevanantham vinojmca@hotmail.com	1	Pay @ Store	₹ 41743	Approved	Success

## 6.11.2 Ready for Dispatch

## 6.11.3 Issue to Production List

## 6.11.4 Delivered List

## 6.12 Reports

## 7. WEBSITE:

### 7.1.1 Website Layouts

